

# Light and reflection

CS 178, Spring 2013

Began 5/21/13, finished 5/23.



Marc Levoy  
Computer Science Department  
Stanford University

# Outline

---

- ◆ measures of light
  - radiometry versus photometry
  - luminous intensity of a point light
  - luminance leaving an area light
  - luminance arriving on a surface
  - illuminance on a surface
- ◆ reflection of light
  - diffuse
  - specular
  - goniometric diagrams
  - Fresnel equations and other effects

# Radiometry versus photometry

---

- ◆ *radiometry* is the study of light w/o considering humans
  - spectroradiometer - power as a function of wavelength
  - radiometer - total power, integrating over all wavelengths
  - measurements include
    - radiant intensity, radiance, irradiance
  
- ◆ *photometry* is the study of light as seen by humans
  - spectrophotometer - power we see as a function of wavelength
  - photometer, a.k.a. photographic light meter
  - measurements include
    - luminous intensity, luminance, illuminance

# Relationship to tristimulus theory

◆ the response of the human visual system to a spectrum is

$$(\rho, \gamma, \beta) = \left( \int_{400\text{ nm}}^{700\text{ nm}} L_e(\lambda) \rho(\lambda) d\lambda, \int_{400\text{ nm}}^{700\text{ nm}} L_e(\lambda) \gamma(\lambda) d\lambda, \int_{400\text{ nm}}^{700\text{ nm}} L_e(\lambda) \beta(\lambda) d\lambda \right)$$

luminance

radiance

◆ the total response can be expressed as

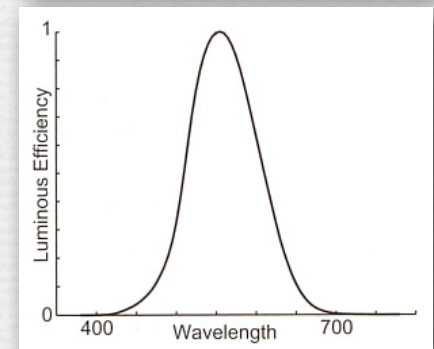
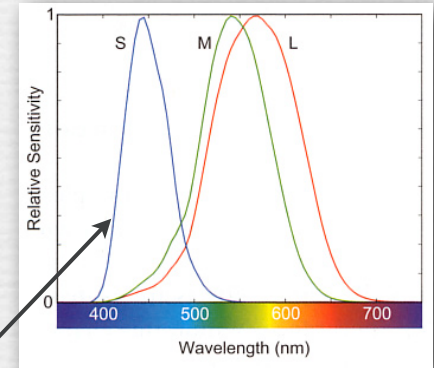
$$L = \rho + \gamma + \beta = \int_{400\text{ nm}}^{700\text{ nm}} L_e(\lambda) V(\lambda) d\lambda$$

◆ where

$$V(\lambda) = \rho(\lambda) + \gamma(\lambda) + \beta(\lambda)$$

S is actually much lower than M or L

(Stone)




$V(\lambda)$ , or luminous efficiency curve

# Luminous intensity of a point light

---

- ◆ power given off by the light per unit solid angle

$$I = \frac{P}{\Omega} \quad \left( \frac{\text{lumens}}{\text{steradian}} \right)$$

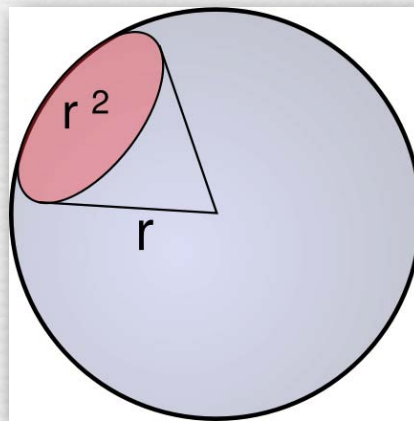


(Reinhard)


- ◆ related radiometric quantity
  - radiant intensity (watts/steradian)

# Steradian as a measure of solid angle

- ◆ 1 steradian (sr) is the solid angle such that the area subtended by that solid angle on the surface of a sphere is equal to the sphere's radius<sup>2</sup>
  - area of a sphere is  $4\pi r^2$ , so  $1\text{ sr} = r^2 / 4\pi r^2 \approx 1/12$  of the sphere's surface



(<http://www.handprint.com/HP/WCL/color3.html>)




- ◆ examples
  - circular aperture  $65^\circ$  in subtended diameter
  - square aperture  $57^\circ$  on a side
  - a circle 12.7' in diameter cast by a streetlight 10' high

# Luminous intensity of a point light

- ◆ power given off by the light per unit solid angle

$$I = \frac{P}{\Omega} \quad \left( \frac{\text{lumens}}{\text{steradian}} \right)$$



Pierre Bouguer  
(1698-1758)

- ◆ related units
  - 1 candela = 1 lumen / sr

- ◆ examples

- a standard Bouguer candle gives off 1 candela
- a 100W light bulb with a luminous efficiency of 2.6% (the other 97.4% we don't see) gives off 17.6 lumens per watt  
 $\times 100\text{W} \div 4\pi \text{ sr in the sphere} = 140 \text{ candelas}$   
 $= 140 \text{ lumens through each steradian, which}$   
 $\text{is a } 12.7' \text{ circle } 10' \text{ feet away from the bulb}$

As I mentioned in class, if the (incandescent) light bulb were 100% efficient (i.e. no energy wasted as heat outside the visible spectrum), it would give off 683 lumens per watt of input power, instead of 17.6 lumens per watt. That's a big difference, and it explains the increasing popularity of compact fluorescent light bulbs, which give off up to 75 lumens per watt.



# Photography by candlelight

---



(digital-photography-school.com)

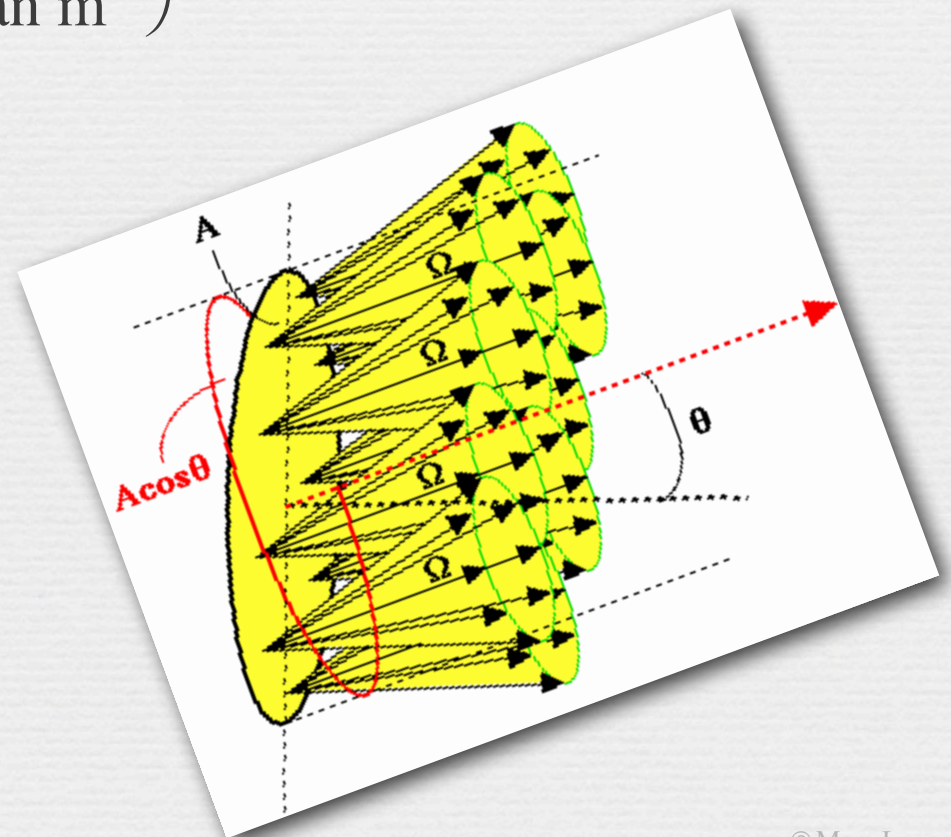
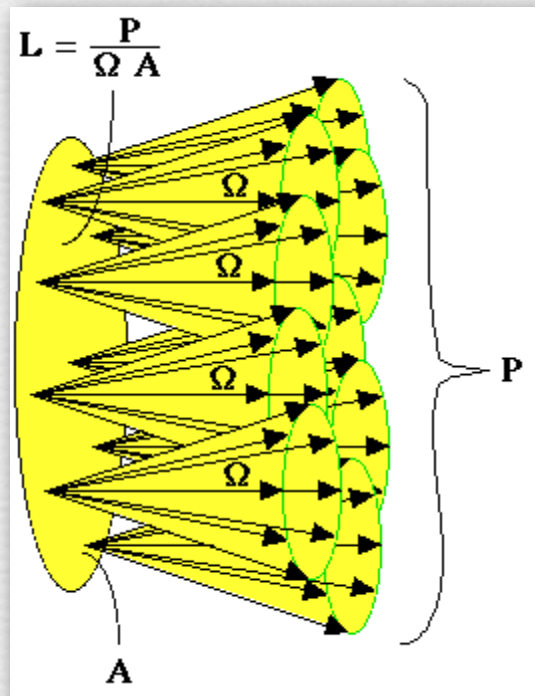
- ◆ need SLR-sized pixels, fast lens, tripod, patient subject
  - moderate shutter speed (1/15 sec) and ISO (400)



# Luminance leaving an area light

- ♦ power given off by the light per unit solid angle per unit area, viewed at a declination of  $\theta$  relative to straight-on

$$L = \frac{P}{\Omega A \cos \theta} \quad \left( \frac{\text{lumens}}{\text{steradian m}^2} \right)$$



# Luminance leaving an area light

---

- ◆ power given off by the light per unit solid angle per unit area, viewed at a declination of  $\theta$  relative to straight-on

$$L = \frac{P}{\Omega A \cos \theta} \quad \left( \frac{\text{lumens}}{\text{steradian m}^2} \right)$$

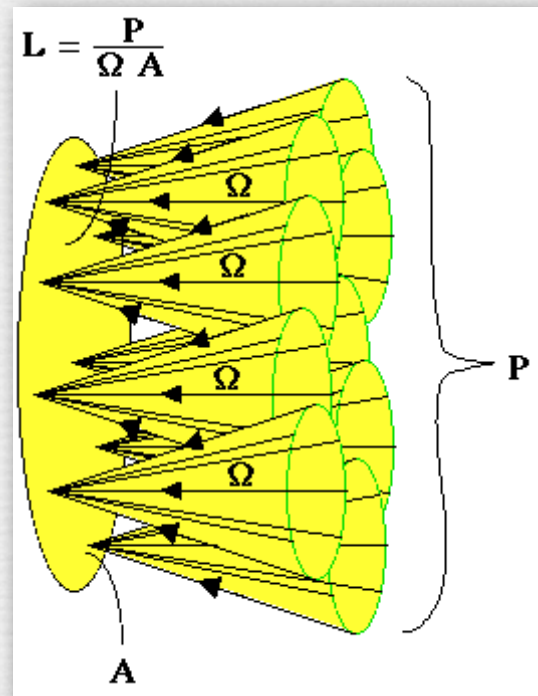
- ◆ related units
  - 1 nit = 1 candela / m<sup>2</sup> = 1 lumen / (sr m<sup>2</sup>)
- ◆ example
  - viewed perpendicularly, a computer display gives off 50-300 candelas per meter<sup>2</sup> of the display surface, about the same as a 100W light bulb but spread over the surface of the display

# Luminance arriving on a surface

---

- ♦ power arriving on a surface per unit solid angle per unit area, illuminated from a declination of  $\theta$

$$L = \frac{P}{\Omega A \cos \theta} \quad \left( \frac{\text{lumens}}{\text{steradian m}^2} \right)$$



# Luminance arriving on a surface


---

- ◆ power arriving on a surface per unit solid angle per unit area, illuminated from a declination of  $\theta$

$$L = \frac{P}{\Omega A \cos \theta} \quad \left( \frac{\text{lumens}}{\text{steradian m}^2} \right)$$

- ◆ examples (most are from Minnaert)
  - luminance arriving on a surface from a full (overhead) sun is 160,000 candelas/cm<sup>2</sup>
  - luminance reflected by a diffuse white surface illuminated by the sun is 1.6 cd/cm<sup>2</sup>
  - reflected by a black surface is 0.04 cd/cm<sup>2</sup>
  - reflected by the moon is 0.3 cd/cm<sup>2</sup>
  - luminance arriving from a white cloud (fully lit by the sun) is 10 × luminance of the blue sky, a difference of 3.2 f/stops

# Luminance from sun → reflection from surface (contents of whiteboard)



you won't be asked to perform calculations like this on your final exam (whew!)

- ◆ Q. Why is the sun  $160,000 \text{ cd/cm}^2$  but its reflection by a diffuse white surface is only  $1.6 \text{ cd/cm}^2$  ?
- ◆ A. the sun doesn't occupy the entire sky, but diffuse reflection does.
- ◆ luminance arrives from the sun through 0.001% of the celestial hemisphere ( $0.00006 \text{ sr}$ ), hence the amount arriving is  $160,000 \text{ cd/cm}^2 = 160,000 \text{ lumens/sr cm}^2 \times 0.00006 \text{ sr} = 10 \text{ lumens/cm}^2$
- ◆ if we assume a diffuse white surface reflects all the light it receives, then it reflects these  $10 \text{ lumens/cm}^2$  into 100% of hemisphere ( $2\pi \text{ sr}$ ), hence the surface's outgoing luminance is  $10 \text{ lumens/cm}^2 \div 2\pi \text{ sr} = 1.6 \text{ lumens/sr cm}^2$  or  $1.6 \text{ cd/cm}^2$

# Illuminance on a surface

- ♦ power accumulating on a surface per unit area, considering light arriving from all directions

$$E = \frac{P}{A} \quad \left( \frac{\text{lumens}}{\text{m}^2} \right)$$

To help yourself remember the difference between luminous intensity, luminance, and illuminance, keep your eye on the units of each. The luminous intensity of a point light source is given in power per unit solid angle (lumens/sr); the luminance of an area light source (or the luminance arriving at an extended surface) is given in power per unit solid angle per unit area on the surface (lumens/(sr m<sup>2</sup>)); the illuminance accumulating on a surface is given in power per unit area (lumens/m<sup>2</sup>). Note that each of these three concepts has different units.



(Reinhard)

# Illuminance on a surface

- ◆ power accumulating on a surface  
considering light arriving from a source

$$E = \frac{P}{A} \quad \left( \frac{\text{lumens}}{\text{m}^2} \right)$$

- ◆ related units
  - 1 lux = 1 lumen / m<sup>2</sup>
  - British unit is footcandle = 1 candela held 1 foot from surface (1 footcandle = 10.764 lux)
- ◆ examples
  - illuminance from a bright star = illuminance from a candle 900 meters away = 1/810,000 lux
  - illuminance from the full moon = 1/4 lux

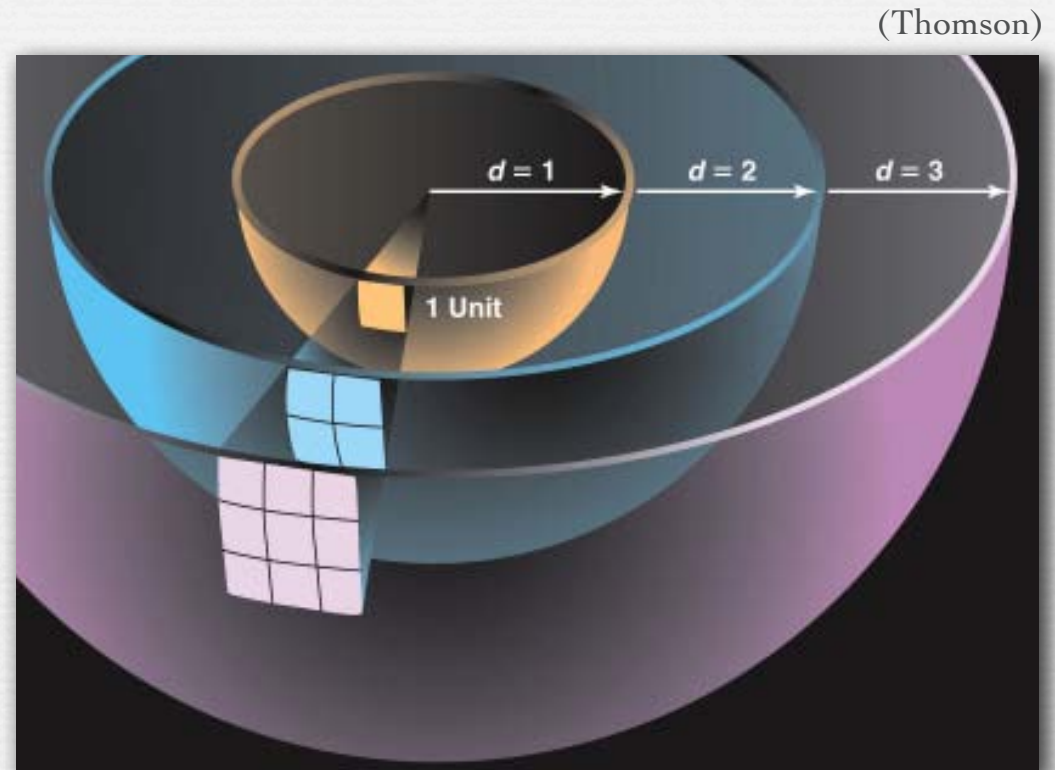
Here's the answer to the red-colored question. if a Bouguer candle delivers 1 footcandle to a book surface held 1 foot away, and 1 footcandle = 10.764 lux, then a candle delivers 10.764/0.25 = 43x as much irradiance as the full moon. To simulate the moon, and remembering that irradiance from a point source drops as the square of the distance between the source and receiving surface, I need to move the candle sqrt(43)x as far away = 6.6x away, or 6.6 feet away. To test this calculation yourself, try reading by a full moon, then by a candle held 6.6 feet away from the book. (Don't burn down your dorm.)

**Q.** How far from a book should I hold a candle to make it match the illumination of the moon?

# The effect of distance to the subject



Georges de La Tour  
The Carpenter, 1640

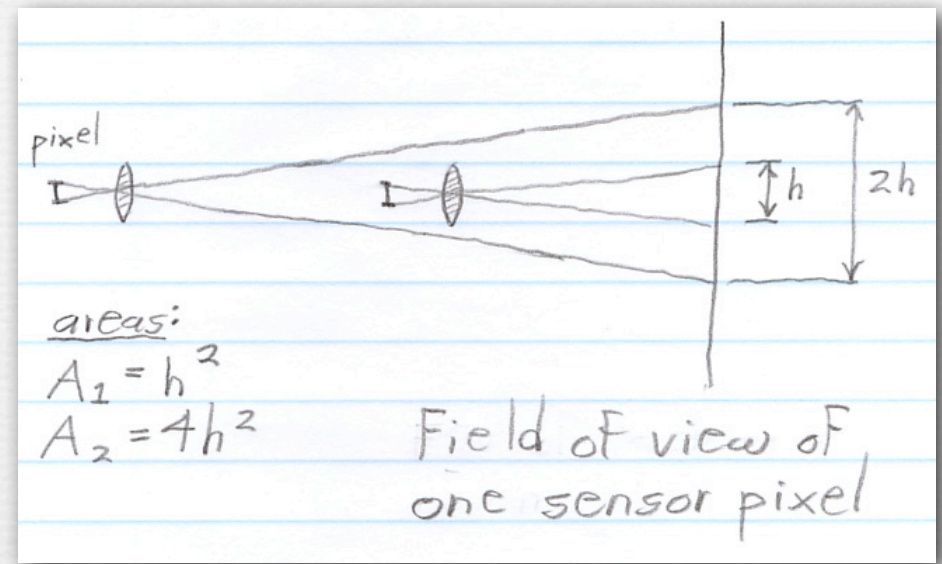
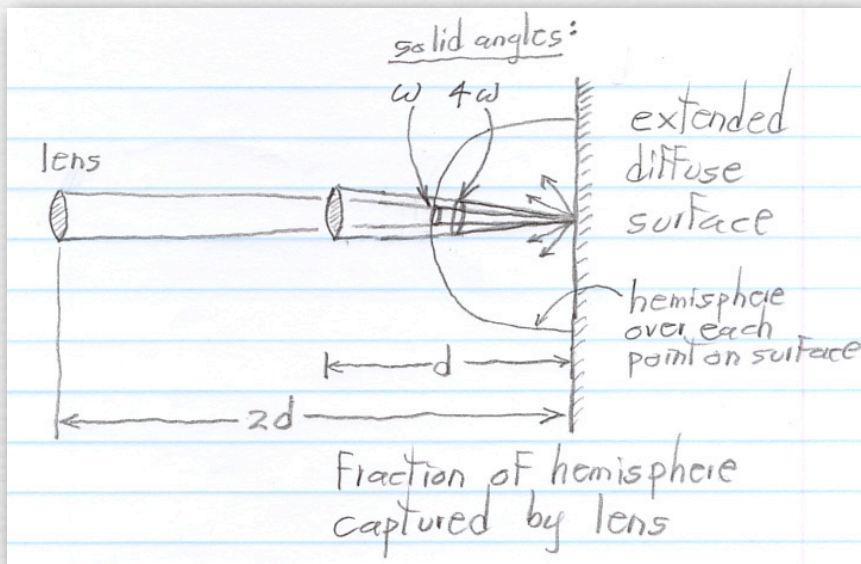


- ◆ for a point light, illuminance on a surface falls as  $d^2$

Q. How does illuminance change with distance from an area light?



# How does illuminance change with distance from an area light? (contents of whiteboard)



- ◆ assume the light is a diffuse surface of infinite extent (at right in drawings)
- ◆ assume the receiver (at left) is a camera or light meter (or human eye), having a given lens (or iris) diameter and a pixel (or retinal cell) width
- ◆ the solid angle captured by the lens from each point on the light source falls as  $d^2$  (left drawing)
- ◆ but the number of source points seen by the pixel rises as  $d^2$  (right drawing)
- ◆ these effects cancel, so the illuminance at a pixel is independent of  $d$

# How dark are outdoor shadows?


- ◆ luminance arriving on a surface from a full (overhead) sun is  $300,000 \times$  luminance arriving from the blue sky, but the sun occupies only a small fraction of the sky
- ◆ illuminance on a sunny day = 80% from the sun + 20% from blue sky, so shadows are  $1/5$  as bright as lit areas (2.2 f/stops)

(Marc Levoy)

We didn't derive this in class, but let's try it now. From slide #13 we know that the luminance we get from the sun is  $160,000 \text{ lumens}/(\text{sr cm}^2)$ . If the blue sky is  $1/300,000$  as luminous, then we get  $160,000 / 300,000 \times 2\pi \text{ sr}$  for the full hemisphere =  $3.3 \text{ lumens}/\text{cm}^2$ . Comparing this to the  $10 \text{ lumens}/\text{cm}^2$  we computed on slide #13 for the sun, we get  $10/3.3 = 3:1$ . Minneart's book says 80% from sun versus 20% from sky, which is 4:1. There's some discrepancy, but we're in the ball park. The answer probably depends on latitude and other factors.



JPEG file



RAW, linearly boosted

# Recap

---

- ◆ to convert *radiometric* measures of light into *photometric* measures, multiply the spectral power distribution as measured by a spectroradiometer wavelength-by-wavelength by the human *luminous efficiency curve*  $V(\lambda)$
- ◆ useful measures of light are the *luminous intensity* emitted by a point source (power per solid angle), the *luminance* emitted by (or arriving at) an area source (power per solid angle per unit area), and the *illuminance* accumulating on a surface (power per unit area)
- ◆ bright objects (like the sun) may be more luminous (measured in lumens/sr cm<sup>2</sup>) than darker objects (like the blue sky), but typically cover a smaller fraction of the incoming hemisphere
- ◆ outdoor shadows are 1/5 as bright as lit areas (2.2 f/stops)

## Questions?

# Outline

---

## ◆ measures of light

- radiometry versus photometry
- luminous intensity of a point light
- luminance leaving an area light
- luminance arriving on a surface
- illuminance on a surface



## ◆ reflection of light

- diffuse
- specular
- goniometric diagrams
- Fresnel equations and other effects

# Reflection from diffuse surfaces



(Dorsey)



Johann Lambert  
(1728-1777)

two viewpoints, same illumination

- ◆ rough surfaces reflect light uniformly in all directions
  - appearance is independent of viewing direction
  - if perfectly so, surface is called ideal diffuse (“Lambertian”)

# Albedo

---

- ◆ fraction of light reflected from a diffuse surface
  - usually refers to an average across the visible spectrum

- ◆ examples


- clouds 80%
- fresh snow 80%
- old snow 40%
- grass 30%
- soil 15%
- rivers 7%
- ocean 3%

equality explains  
“whiteout” in blizzards

not including mirror  
reflections of the sun

# Reflection from shiny surfaces

---




(Dorsey)

two viewpoints,  
same illumination  
(i.e. fixed to object)

- ◆ rough surfaces are composed of flat microfacets (“asperities” according to Bouguer)
  - the amount of variance in the orientation of the facets determines whether the surface is *diffuse* or *specular*
  - diffuse reflections look the same regardless of viewing direction
  - specular reflections move when the light or observer moves

# Microfacet distributions (contents of whiteboard)

---

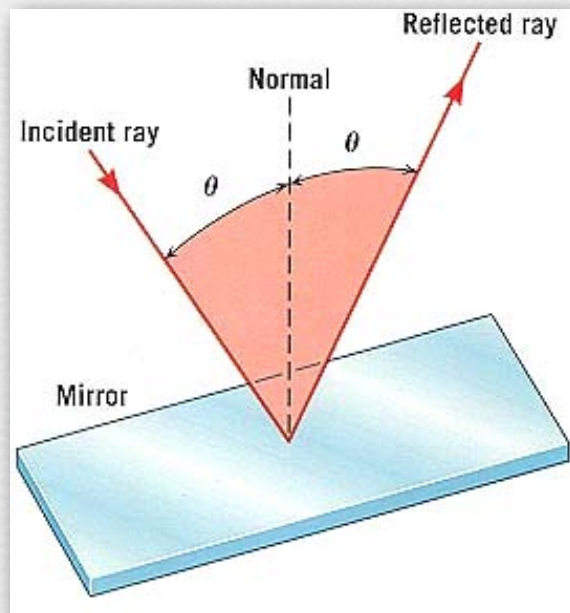


- ◆ if the facets are randomly oriented, and the variation in their orientation is large, then the surface appears *diffuse*
- ◆ if most of the facets are aligned with the surface, then it appears *specular* (a.k.a. shiny), with its *specular highlight* centered around the mirror reflection direction (angle of reflection = angle of incidence)
- ◆ if the surface is polished until no facets exist, then it is a mirror, and the angle of reflection = angle of incidence

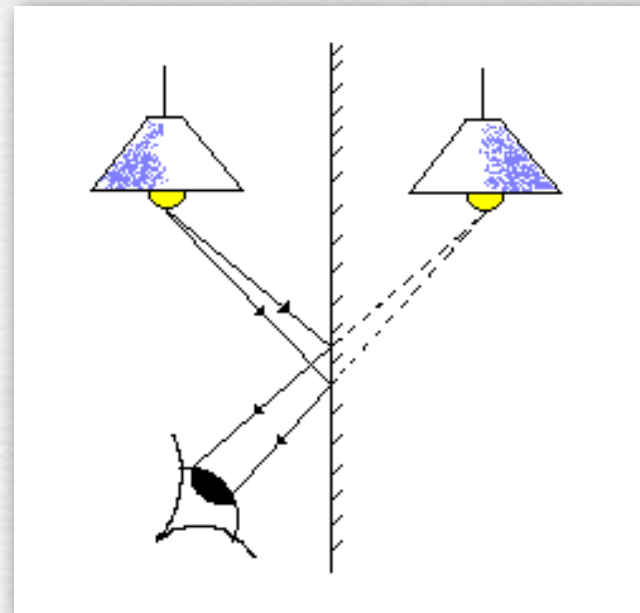


# Mirror reflections

---



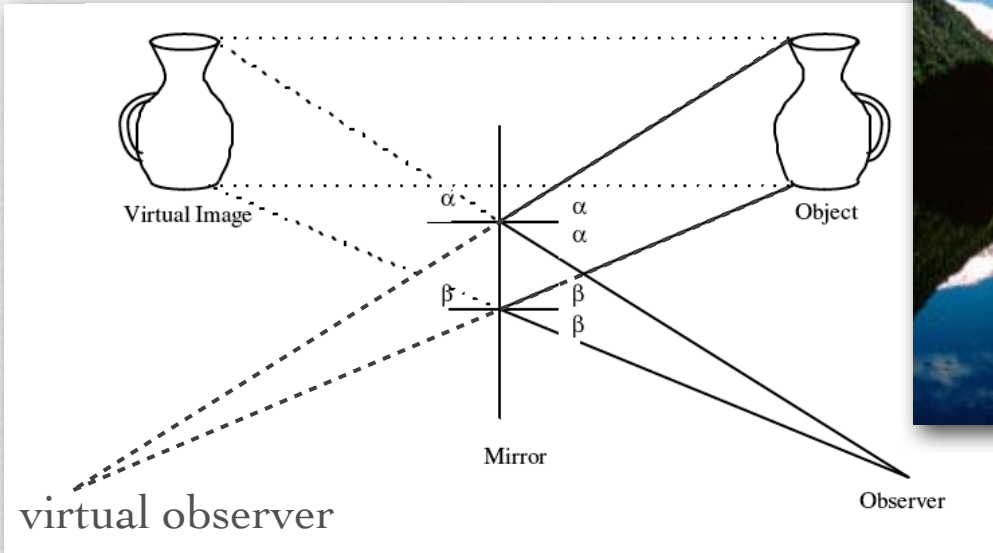
(Joseph Alward)



(ectc.org.uk)

- ◆ the focus distance of objects seen in mirrors is more than the distance from you to the mirror!

# Mirror reflections



- ◆ scenes reflected in water are not copies of the scenes!
  - the reflection shows the underside of the bridge



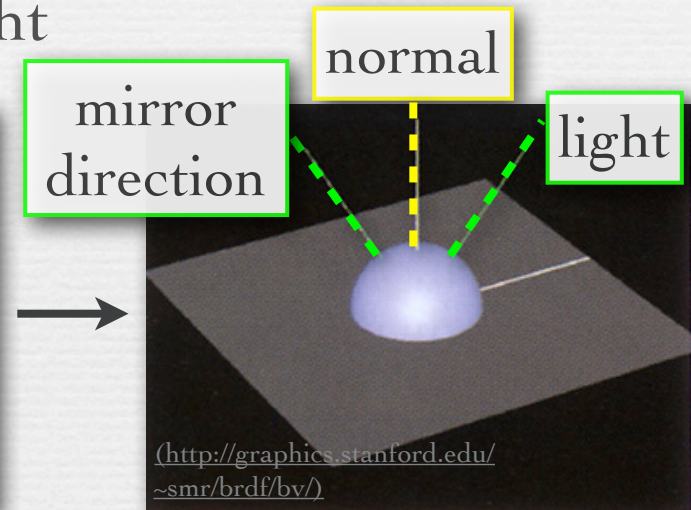

Diego Velázquez,  
Venus at her  
Mirror, 1647

Q. Who is Venus looking at in the mirror?


# Goniometric diagram

- ◆ depiction of reflectance (fraction of light reflected) as a function of one of the relevant angles or directions
- ◆ shown here is reflectance as a function of viewing direction, for a fixed incoming direction of light

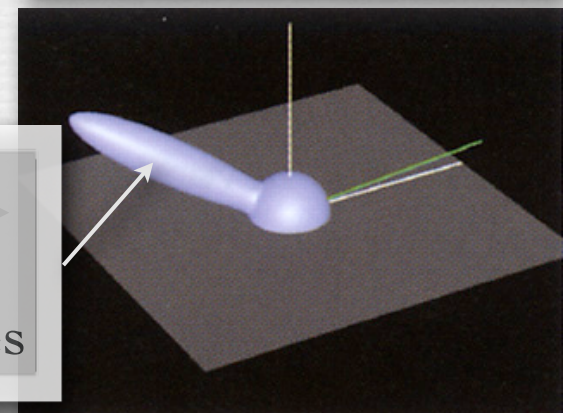
diffuse surface



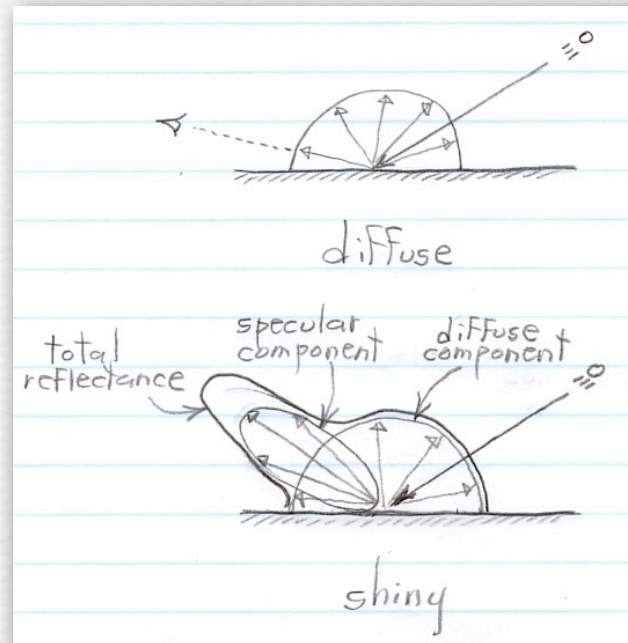
shiny surface



peak →  
moves as  
light moves




# Goniometric diagrams in flatland (contents of whiteboard)



- ◆ the incoming light is the long black vector at right in both drawings
- ◆ for the given incoming light direction, the fraction of light reflected in each viewing direction is given by the lengths of the small arrows
- ◆ in the shiny case, there is a *diffuse component*, whose reflectance is equal across all viewing directions, and a *specular component*, which is strongest in the mirror direction; the *total reflectance*, hence the final goniometric diagram, is the sum of these two components, i.e. the thick outer envelope

# What unusual material property does this goniometric diagram depict?

---



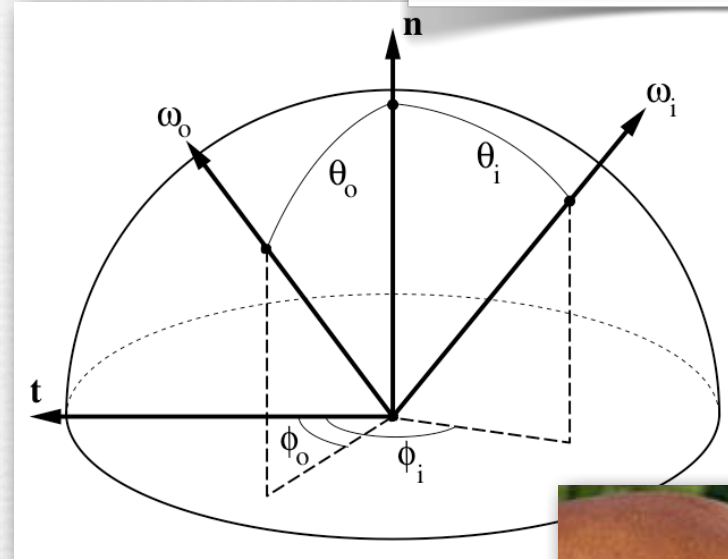
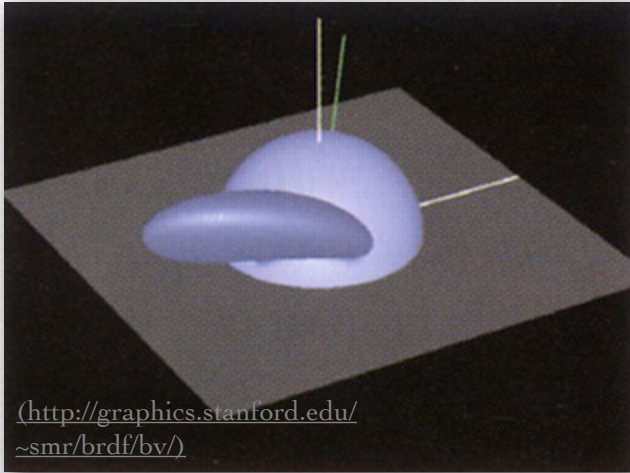
- ◆ A. dusty scatterer
- ◆ appears brighter as the viewer moves to grazing angles




Bartolomeo Bettera,  
Still Life with Musical Instruments,  
17th century

# And this goniometric diagram?

$\theta$ 's denote declination;  
 $\phi$ 's denote azimuth



- ◆ A. anisotropic reflection
  - highlight not radially symmetric around mirror direction
- ◆ produced by grooved or directionally textured materials
  - highlight may depend on light direction  $\phi_i$  and viewer direction  $\phi_o$  (like the horse), or only on the difference  $\phi_i - \phi_o$  between them (pot and Xmas tree ornament)

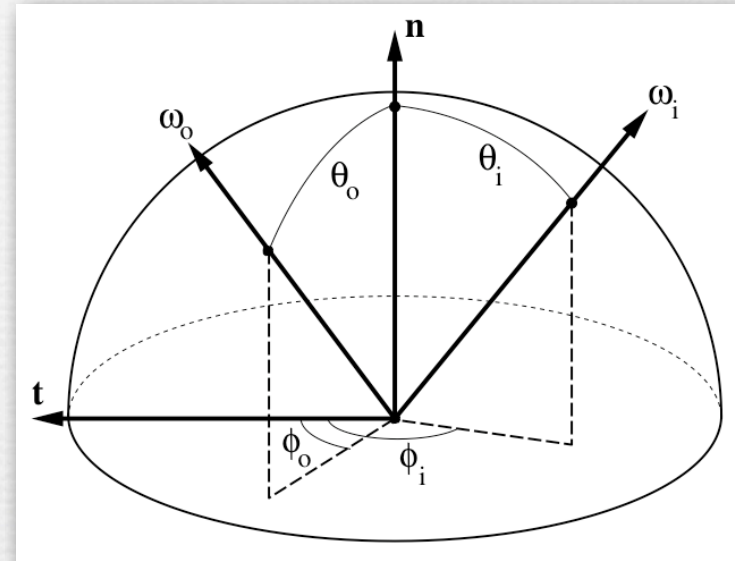
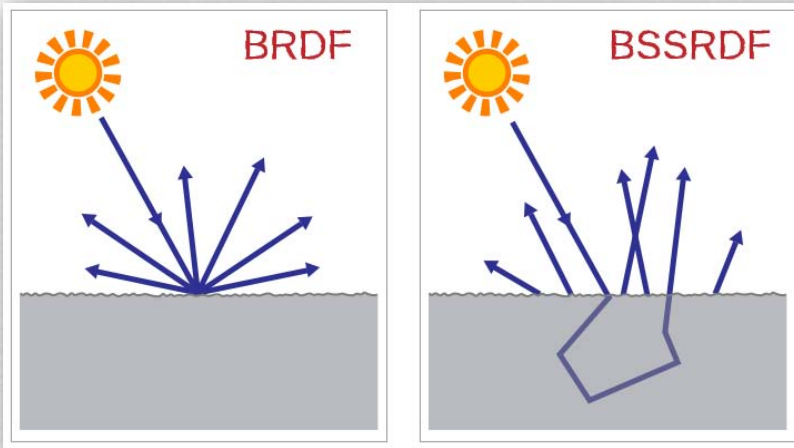


(horsemanmagazine.com)

© Marc Levoy

# BRDFs and BSSRDFs

(wikipedia)



(<http://graphics.stanford.edu/~smr/brdf/bv/>)

- ◆ Bidirectional Reflectance Distribution Function (BRDF, 4D function)

$$f_r(\theta_i, \phi_i, \theta_r, \phi_r) \quad \left( \frac{1}{sr} \right)$$

- ◆ Bidirectional Surface Scattering Reflectance Distribution Function (BSSRDF, 8D function)

$$\rho(x_i, y_i, \theta_i, \phi_i, x_r, y_r, \theta_r, \phi_r) \quad \left( \frac{1}{sr} \right)$$



# BRDFs versus BSSRDFs

---

(Henrik Wann Jensen)



BRDF



BSSRDF

- ◆ subsurface scattering is critical to the appearance of human skin
  - cosmetics hide blemishes, but they also prevent subsurface scattering



# Fresnel equations

- ◆ a model of reflectance derived from physical optics (light as waves), not geometrical optics (light as rays)

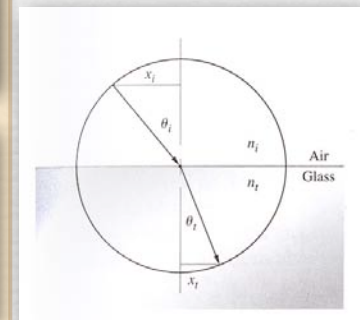


Augustin-Jean Fresnel  
(1788-1827)

(wikipedia)

$$R_s = \left[ \frac{\sin(\theta_t - \theta_i)}{\sin(\theta_t + \theta_i)} \right]^2 = \left( \frac{n_1 \cos \theta_i - n_2 \cos \theta_t}{n_1 \cos \theta_i + n_2 \cos \theta_t} \right)^2 = \left[ \frac{n_1 \cos \theta_i - n_2 \sqrt{1 - \left( \frac{n_1}{n_2} \sin \theta_i \right)^2}}{n_1 \cos \theta_i + n_2 \sqrt{1 - \left( \frac{n_1}{n_2} \sin \theta_i \right)^2}} \right]^2$$

$$R_p = \left[ \frac{\tan(\theta_t - \theta_i)}{\tan(\theta_t + \theta_i)} \right]^2 = \left( \frac{n_1 \cos \theta_t - n_2 \cos \theta_i}{n_1 \cos \theta_t + n_2 \cos \theta_i} \right)^2 = \left[ \frac{n_1 \sqrt{1 - \left( \frac{n_1}{n_2} \sin \theta_i \right)^2} - n_2 \cos \theta_i}{n_1 \sqrt{1 - \left( \frac{n_1}{n_2} \sin \theta_i \right)^2} + n_2 \cos \theta_i} \right]^2$$



(Hecht)


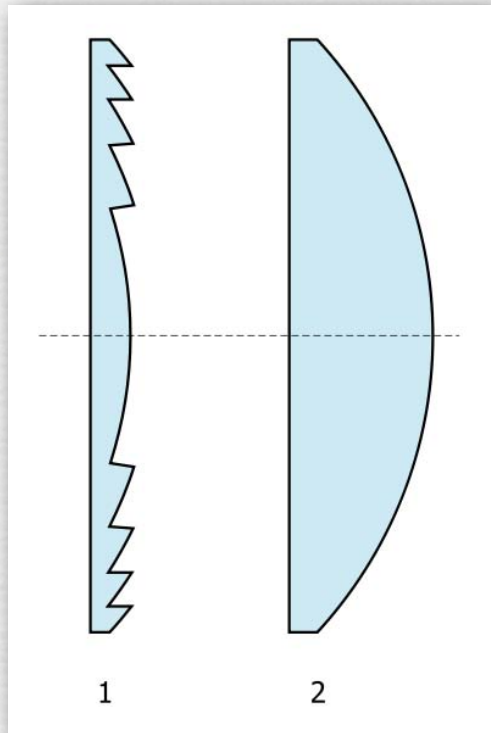
## ◆ effects

- conductors (metals) - specular highlight is color of metal
- non-conductors (dielectrics) - specular highlight is color of light
- specular highlight becomes color of light at grazing angles
- even diffuse surfaces become specular at grazing angles

# Fresnel Lens

---

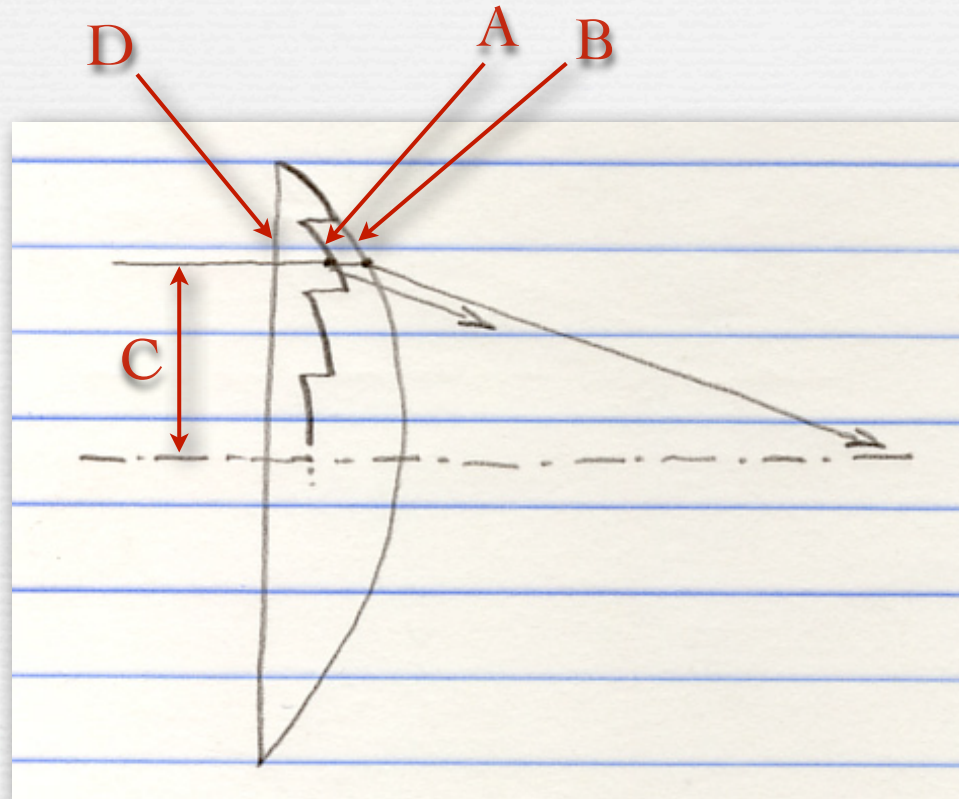
- ◆ same refractive power (focal length) as a much thicker lens
- ◆ good for focusing light, but not for making images



(wikipedia)

# The geometry of a Fresnel lens (contents of whiteboard)

---



- ◆ each Fresnel segment (A) is roughly parallel to that part of the original lens (B) which is at the same ray height (distance from the optical axis (C)), but it's closer to the planar surface (D), making the lens physically thinner, hence lighter and cheaper



Tyler Westcott, Pigeon Point Lighthouse in light fog,  
photographed during the annual relighting of its historical 1KW lantern, 2008  
(Nikon D40, 30 seconds, ISO 200, not Photoshopped)

# Recap

---

- ◆ rough surfaces (called *diffuse*) have *microfacets* of widely varying orientation, causing them to reflect light equally in all directions
- ◆ shiny surfaces (called *specular*) have microfacets with less variation in orientation, causing them to reflect light preferentially in the mirror direction, which changes with viewing direction
- ◆ goniometric diagrams give reflectance as a function of viewing direction for a given lighting direction; for a shiny surface, *total reflectance* for a viewing direction is the sum of a *diffuse component* and a *specular component*
- ◆ some materials are *scattering* or *anisotropic*
- ◆ the 4D *BRDF* characterizes reflectance as a function of incoming and outgoing direction; the 8D *BSSRDF* adds incoming and outgoing surface position, permitting characterization of *subsurface scattering*
- ◆ the *Fresnel equations* model additional effects, for example the reflectance from metals is the color of the metal, not the color of the light source

## Questions?

# Parting puzzle

---

- ◆ Q. These vials represent progressive stages of pounding chunks of green glass into a fine powder; why are they getting whiter?





# Slide credits

---

- ◆ Stone, M., *A Field Guide to Digital Color*, A.K. Peters, 2003.
- ◆ Dorsey, J., Rushmeier, H., Sillion, F., *Digital Modeling of Material Appearance*, Elsevier, 2008.
- ◆ Reinhard et al., *High Dynamic Range Imaging*, Elsevier, 2006.
- ◆ Minnaert, M.G.J., *Light and Color in the Outdoors*, Springer-Verlag, 1993.